




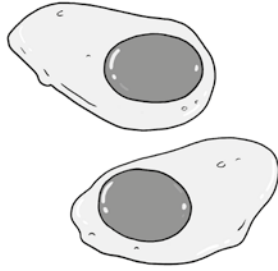


Unit 6 Test | Standard

Total score: ___ /40

Listening





1 Listen, find and tick (✓) or cross (X).

Score: ___ /5

<p>a</p>  <p style="text-align: center;"><input type="checkbox"/></p>	<p>b</p>  <p style="text-align: center;"><input type="checkbox"/></p>	<p>c</p>  <p style="text-align: center;"><input type="checkbox"/></p>
<p>d</p>  <p style="text-align: center;"><input type="checkbox"/></p>	<p>e</p>  <p style="text-align: center;"><input type="checkbox"/></p>	<p>f</p>  <p style="text-align: center;"><input checked="" type="checkbox"/></p>

2 Listen, find and circle.

Score: ___ /5

<p>a</p>  <p>I like / don't like burgers.</p>	<p>b</p>  <p>I like / don't like onions.</p>	<p>c</p>  <p>I love / don't like lemon cake.</p>
<p>d</p>  <p>I <u>like</u> / don't like ice cream.</p>	<p>e</p>  <p>I like / don't like cherry ice cream</p>	<p>f</p>  <p>I like / love milkshakes.</p>

Unit 6 Test | Standard
Reading and Writing
3 Look, read and circle.

Score: ___ /5


 I like / don't like / love chocolate ice cream.


I like / don't like / love onions.



I like / don't like / love mango juice.


 Do you like milkshakes?
Yes, I do. / No, I don't.

 Do you like cake?
Yes, I do. / No, I don't.


I like / don't like / love cherry ice cream.

4 Read, find and write.

Score: ___ /5

 1 Do you like juice? Yes, I do.

 2 Do you like vanilla milkshakes?

3 Do you like lemon cake? _____

4 _____ chips? No, I don't.

5 _____? Yes, I do.

6 _____? No, I don't.



Unit 6 Test | Standard

Speaking

5 Say a number. Then say what you love, like and don't like.

Score: ___ /10

Number two. I love burgers.




6 Ask and answer.

Score: ___ /10

Do you like vanilla ice cream?

No, I don't.



Unit 6 | Standard

Listening

Teaching notes

Activities 1 and 2 test ability to identify the food vocabulary and comprehension of grammar structures *Do you like ...? Yes, I do. No, I don't. I like / love / don't like.* Award one point for each correct answer.

1 Listen, find and tick (✓) or cross (✗). (Track U6:1)

- 1 Boy:** Do you like orange juice?
Girl: Yes, I do.
- 2 Girl:** This is a mango. Do you like mango juice?
Boy: No, I don't.
- 3 Boy:** What's this?
Girl: It's cake. Do you like cake?
Boy: Yes. I love strawberry cake.
- 4 Boy:** Look at the chips. Do you like chips?
Girl: Yes, I do!
- 5 Girl:** These are eggs.
Boy: I don't like eggs.
- 6 Boy:** Mmm. Chocolate. Do you like chocolate milkshake?
Girl: No, I don't.

Answers: 2 a, ✗ 3 e, ✓ 4 c, ✓ 5 d, ✗ 6 b, ✗

2 Listen, find and circle. (Track U6:2)

- 1 Girl:** Do you like ice cream?
Boy: Yes, I do.
- 2 Boy:** I love milkshakes.
Girl: Me too!
- 3 Boy:** Do you like burgers?
Girl: No, I don't.
- 4 Boy:** Yum! Lemons. I love lemon cake.
- 5 Boy:** Onions. Do you like onions?
Girl: No, I don't.
- 6 Girl:** Do you like cherry ice cream?
Boy: Yes, I do. I love it!

Answers: 2 f, love 3 a, don't like 4 c, love
5 b, don't like 6 e, like

Reading and Writing

Teaching notes

Activity 3 tests comprehension of *I like / love / don't like ... Do you like ...? Yes, I do. No, I don't.* Award a point for each correctly circled answer.

Activity 4 tests ability to identify food vocabulary and complete grammar structures *Do you like ...? Yes, I do. No, I don't.* Encourage children to look at the smiley faces. Award one point for each correct answer.

3 Look, read and circle.

Answers: 2 don't like 3 love 4 No, I don't.
5 Yes, I do. 6 like

4 Read, find and colour. Then write.

Answers: 2 No, I don't 3 Yes, I do 4 Do you like
5 Do you like eggs? 6 Do you like burgers?

Speaking

Teaching notes

Award one point per item for accuracy and one point for ability to communicate well.

Activity 5 asks students to produce food vocabulary and talk about likes and dislikes using *I like ... I love ... I don't like ...*

Number two. I love burgers.

Point to an item in the picture and name it. Point to other items and ask students to name them. Encourage them to name any flavours they see, e.g. mango juice, cherry cake, strawberry milkshake. Then point to an item, e.g. the ice cream and say *Number one is chocolate ice cream. I like chocolate ice cream.* Point to another picture, e.g. the cake and say *Number eight is cherry cake. I don't like cherry cake.* Point to another picture and encourage a student to make a sentence. Put students in pairs and ask them to take it in turns to say a number and if they love / like / don't like the item. Each student should say five items.

Activity 6 asks students to talk about food preferences using *Do you like ...?*

Do you like vanilla ice cream? No, I don't.

Ask a question to a member of the class, e.g. *Do you like mango juice?* Let them answer. Students work in pairs. Each student points to five items and asks and answers the questions. Tell them to ask about flavours, where appropriate, e.g. lemon cake, vanilla ice cream, mango juice, chocolate milkshake.

5 Say a number. Then say what you love, like and don't like.

Example answers: I like / love / don't like chocolate ice cream / chips / onions / eggs / mango juice / milkshakes / cherry cake / lemons / chocolate.

6 Ask and answer.

Example answers: Do you like burgers / chips / onions / eggs / mango juice / chocolate milkshakes / lemon cake / cherry ice cream? Yes, I do. No, I don't.